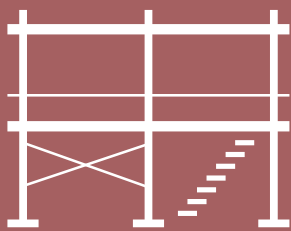



UPCLIMBER

System for facade scaffolding



- One man can mount windows up to 130 kg – without heavy lifting
- Steples lifting speed
- Pivot-arm ensures that window bottom is mounted first
- Li-ion battery with high capacity
- Suction discs with manual pumps
- All main functions are activated at the handle
- Durable aluminium casing
- Battery indicator on front
- Adjustable distance between suction discs
- Weighs less than 15 kg



CONSOLE CLIP – THE FLEXIBLE SOLUTION FOR FACADE SCAFFOLDING



Console clip for scaffold console
Fits all easy standard facade scaffolding

CONSOLE CLIP



The console clip is installed from underneath the console plate and locks during load.

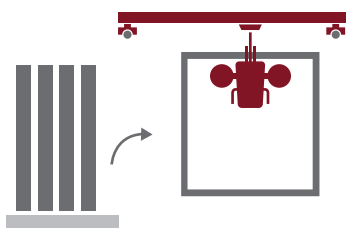


The Upclimber is hooked up to the console clip hoist via carbin.



The window is lifted and pushed into place.

HOW TO DO IT !



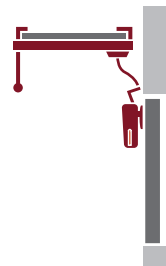
Lift window from pallet to trolley with the Upclimber and the scaffold rail, and place on material tower



Move window on trolley to site.



Use console clip to move window towards window opening and trigger the pivot-arm during mounting.



LOLLE & NIELSEN
INVENTIONS