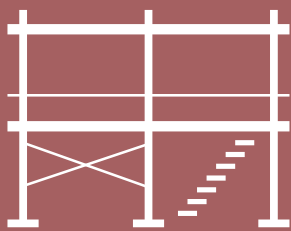



# UPCLIMBER

## System for facade scaffolding



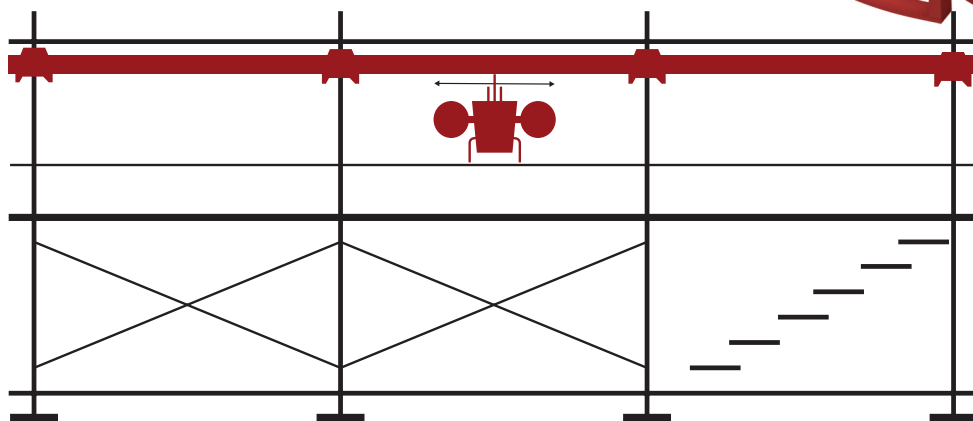

- One man can mount windows up to 130 kg – without heavy lifting
- Stepsles lifting speed
- Pivot-arm ensures that window bottom is mounted first
- Li-ion battery with high capacity
- Suction discs with manual pumps
- All main functions are activated at the handle
- Durable aluminium casing
- Battery indicator on front
- Adjustable distance between suction discs
- Weighs less than 15 kg



### SNAPCLAMP - FOR LONGITUDINAL RAILS


The SnapClamp connects horizontal aluminium rails to the vertical scaffold columns. This makes the movement and transportation of windows in the horizontal direction on the scaffold possible.

Multiple SnapClamps and aluminium rails with couplings allow transportation across the entire scaffold.



The SnapClamp is open in the bottom allowing the trolley to move through the SnapClamp.

The SnapClamp snaps easily to the columns on the scaffold.



SNAPCLAMP

HOW TO DO IT !



The SnapClamp is comatible with:

- Aluminium rails